

रिसर्चगेट में शोध रजिस्ट्रेशन ResearchGate Signup Steps


प्रेम कुमार सिंह*

¹Department of Computer Science and Engineering, Gandhi Institute of Technology and Management-Visakhapatnam, Andhra Pradesh-530045, India

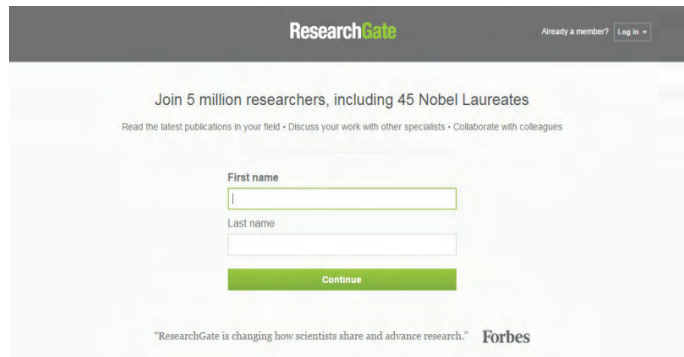
premsingh.csjm@gmail.com , premsingh.csjm@yahoo.com

The ResearchGate is social network website introduced by Dr Ijad Madisch, Soren Hofmayer and Horst Fickencher in 2008 [1]. It is used to share papers, questions and collaborations. Same time the new research or bibliometric of your area can be downloaded [2]. It is criticized by several scientists due to its unsolicited emailing invitations to the co-authors of its users. However it is good platforms for young researchers to know about common people working in same fields which can be done just via free signup:

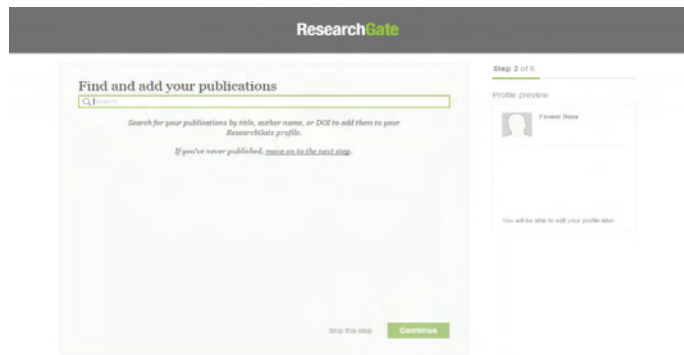
Step 1: Open the ResearchGate website: <https://www.researchgate.net/>



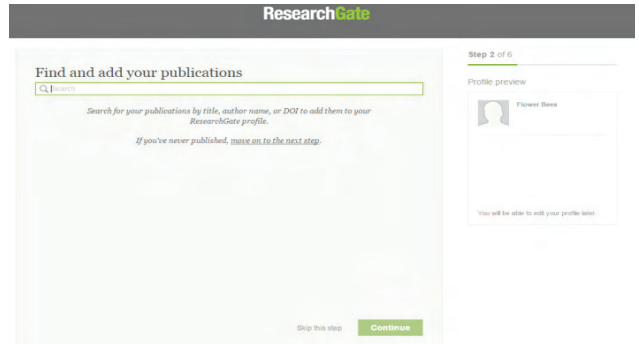
Step 2: Click on the Join for free button:



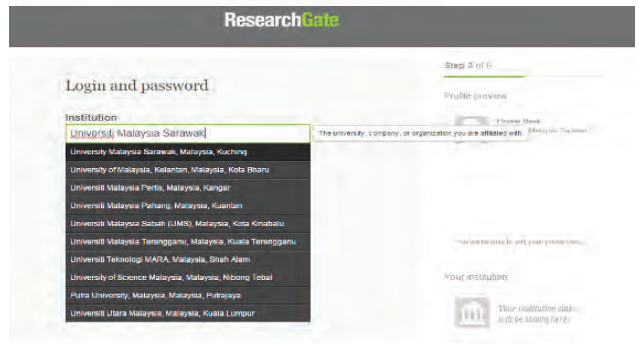
Step 3: After that insert your first and last name as shown in below figure then click Continue.



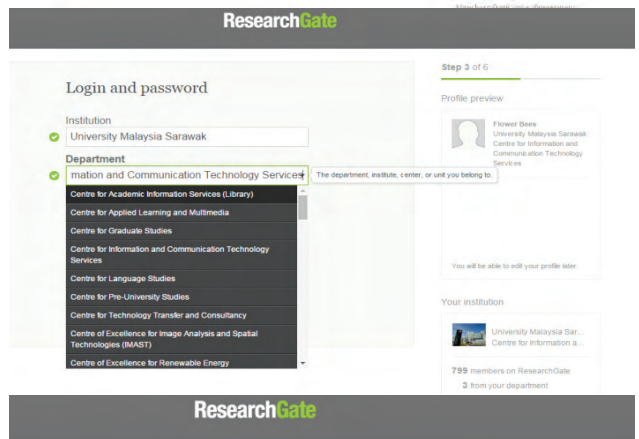
Step 4: You will get an option stating that find and your publications. In case you have publications find them otherwise you can skip this step.



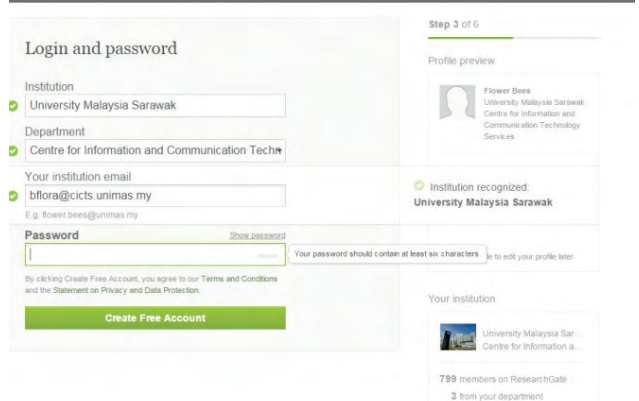
Step 5: The next step choose your university via typing the name at place of Institution.



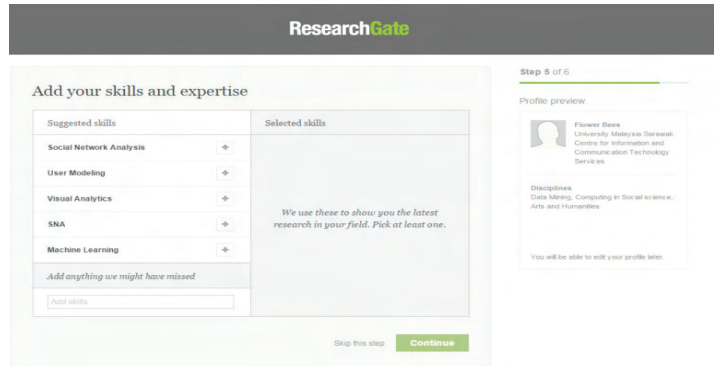
Step 6: The next step it will ask to select your department from the given drop-down list.



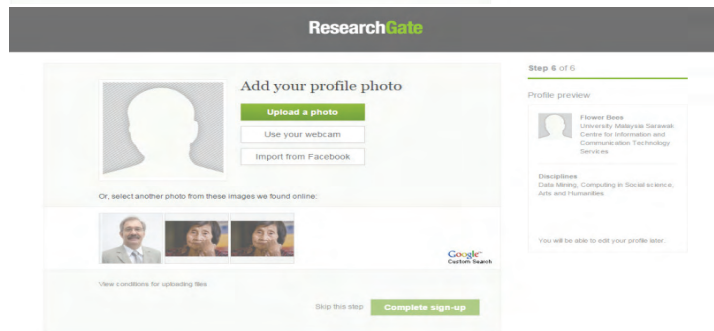
Step 7: The next step write your official email address and set distinct password.



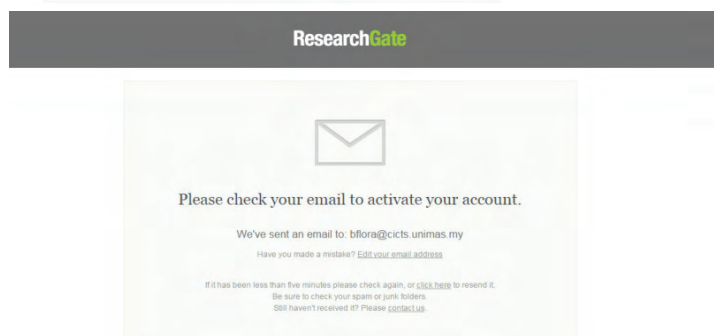
Step 8: The next step write your skills and expertise which can be edited later.



Step 9: The next step it will ask to upload your profile photo and click complete sign-up.



Step 10: Check your given email to activate the ResearchGate account via confirming.



Reference:

1. <https://en.wikipedia.org/wiki/ResearchGate>
2. Prem Kumar Singh, Chandresh Kumar Singh (2019) Bibliometric Study of Indian Institutes of Technology in Computer Science. In: Proceedings of Amity International Conference on Artificial Intelligence held at Dubai, pp 384-393, DOI:10.1109/AICAI.2019.8701422